


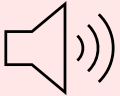

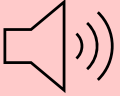

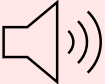


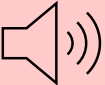
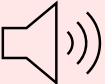

Diagnose Codes

Enjoy mobility.




Diagnose – Piepcodes für Centuro Scooter

rev.02

| Diagnose Code | | Beschreibung |
|--|--|--|
| Folgender Diagnosecode wird nur im Betrieb des Scooters angezeigt. | | |
| 2x   | | Batterien entladen |
| Diagnose Code | | Beschreibung |
| Folgende Diagnosecodes werden immer in Verbindung mit einem 9-Fachen Piepton angekündigt. Diagnosecodes ertönen nur einmalig beim Einschalten des Scooters. | | |
| 9x  + | 2x  | Versorgungsspannung zu niedrig / Batterien defekt |
| | 3x  | Versorgungsspannung zu hoch |
| | 5x  | Motorbremse manuell entriegelt / Motorbremse fehlerhaft / Verkabelung fehlerhaft |
| | 6x  | Fahrwippe betätigt |
| | 7x  | Fahrwippe fehlerhaft / Fahrwippe ohne Verbindung |
| | 8x  | Motor fehlerhaft / Verkabelung Motor fehlerhaft |
| | 9x  | Steuergerät fehlerhaft |

Diagnose Codes

Enjoy mobility.

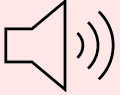



Diagnose – Beep codes for Centuro Scooter

rev.02

| Diagnose Code | Description |
|---------------|-------------|
|---------------|-------------|

The following diagnostic code is only displayed when the scooter is in operation.

| | |
|---|---------------|
| 2x   | Battery empty |
|---|---------------|

| Diagnose Code | Description |
|---------------|-------------|
|---------------|-------------|

The following diagnostic codes are always announced in conjunction with a 9-times beep.
Diagnostic codes only sound once when the scooter is switched on.

| | | |
|--|---|---|
| 9x  + | 2x  | Supply voltage too low / Batteries defective |
| | 3x  | Supply voltage too high |
| | 5x  | Motor brake unlocked / Motor brake faulty / Wiring faulty |
| | 6x  | Rocker actuated |
| | 7x  | Driving rocker faulty / Driving rocker without connection |
| | 8x  | Motor faulty / Wiring of motor faulty |
| | 9x  | Control unit defective |

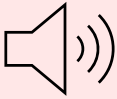

Diagnóstico-Códigos

Diagnóstico - Códigos bip para Centuro

rev.02

| Diagnóstico Códigos | Descripción |
|---------------------|-------------|
|---------------------|-------------|

El siguiente código de diagnóstico sólo se muestra cuando el scooter está en funcionamiento.

| | |
|---|------------|
| 2x   | Pila vacía |
|---|------------|

| Diagnóstico Códigos | Descripción |
|---------------------|-------------|
|---------------------|-------------|

Los siguientes códigos de diagnóstico se anuncian siempre junto con un pitido de 9 veces.
Los códigos de diagnóstico sólo suenan una vez al encender el scooter.

| | | |
|--|---|---|
| 9x  + | 2x  | Tensión de alimentación demasiado baja / Pila defectuosa |
| | 3x  | Tensión de alimentación demasiado alta |
| | 5x  | Freno motor desbloqueado / Freno motor defectuoso / Cableado defectuoso |
| | 6x  | Accionamiento por balancín |
| | 7x  | Balancín de accionamiento defectuoso / sin conexión |
| | 8x  | Motor defectuoso / Cableado del motor defectuoso |
| | 9x  | Unidad de control defectuosa |